



2021

**THE WORLD'S PREMIER
MINERAL EXPLORATION
& MINING CONVENTION**


pdac.ca/convention | [#PDAC2021](https://twitter.com/PDAC2021)

Virtual Booth Preview with Specifications



Our platform will be completely customized including the look/feel/functionality of exhibit booths.

While we cannot provide actual screen shots (due to the custom build), this information will outline their main features and demonstrate how they will translate into exhibit experiences at PDAC 2021.



Exhibitor Hall Directory

Featured

- Ellucian**
Ellucian is the provider of software and services higher education institutions need to enhance o ...
- Facebook**
Facebook Inc. operates as a social networking company worldwide. The company engages in the devel ...
- MeetingPlay**
At MeetingPlay, we work with you individually to create custom event Apps that m ...
- Teradata**
Teradata delivers real-time, intelligent answers, leveraging 100% of the relevant data, regardles ...

Participating

- Dell**
Dell Technologies Inc. designs, develops, manufactures, markets, sells, and supports information ...
- Microsoft**
Our mission is to enable people and businesses throughout the world to realize their full potenti ...
- Motorola**
Motorola created the mobile communications industry. We invented most of the protocols and techno ...
- PSAV**
PSAV offers a wide array of planning, design and technology solutions to create awe-inspiring eve ...
- SUSE**
We adapt. You succeed.
- Valve**
At Valve we make games, Steam, and hardware.

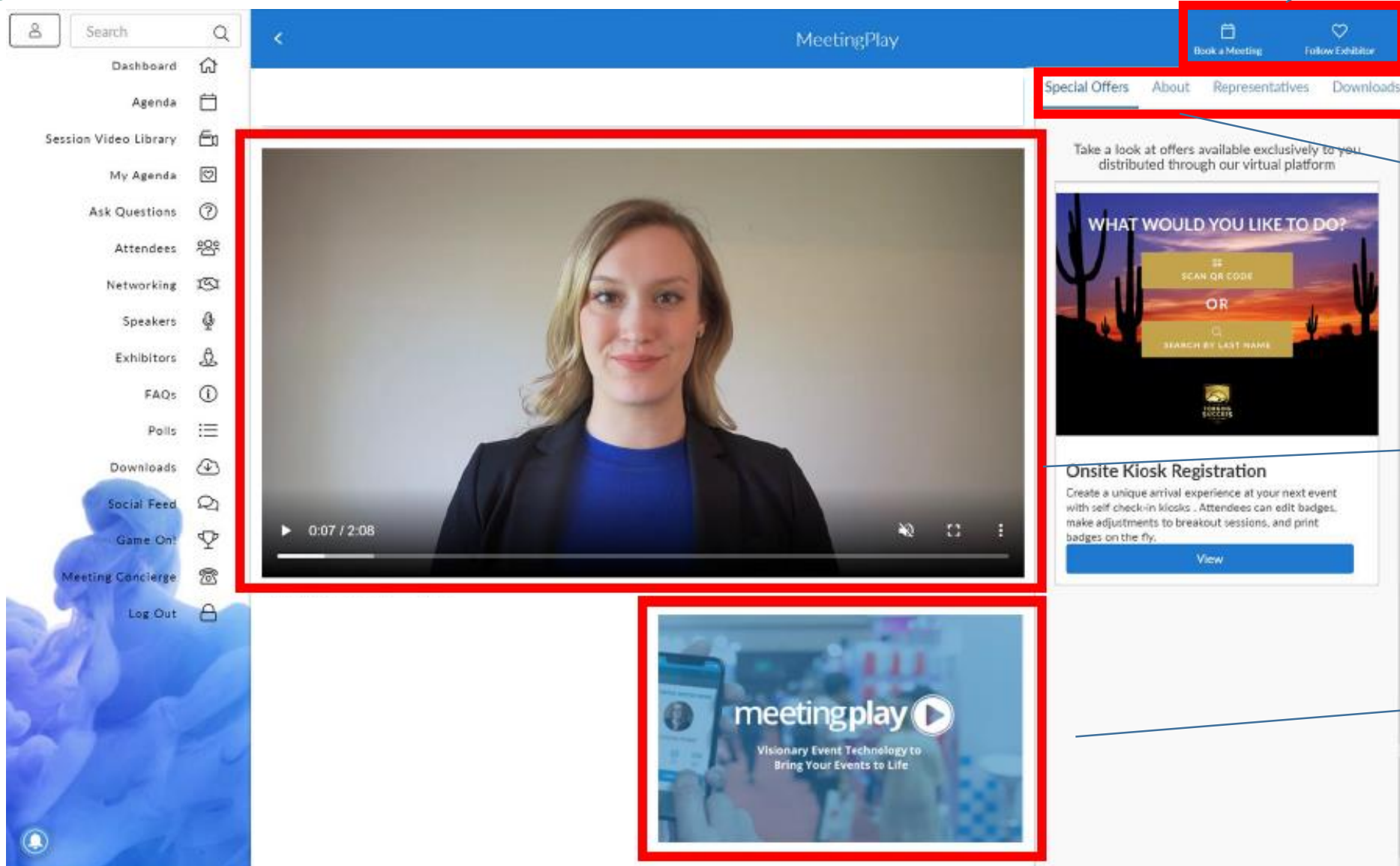
Exhibitor Experience

- Upload your logo
 - 200 x 200 pixels, .jpg or .png file formats
- The first 100 characters of your company description will show here

Attendee Experience

- Filter through exhibitors by product, service, commodity, country and country of exploration
- Search exhibitors by name

Virtual Booth Layout



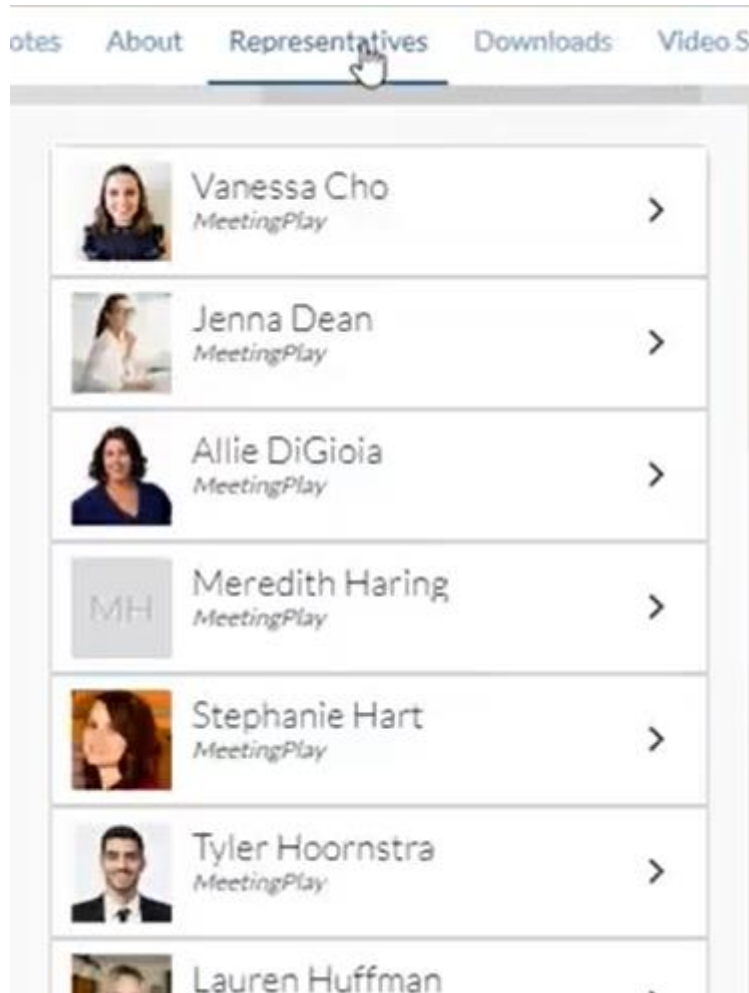
Attendees can book a meeting with exhibit staff and follow your exhibit for updates

Attendees will navigate through your booth using these tabs to find downloadable content, booth representatives, external links, a company description

Videos will be posted here

Listing banner appears here, this can be a logo or a small advertisement

Representatives



- Everyone registered as your exhibit staff will appear under the “representatives” tab
- Attendees can
 - Choose an exhibit staff member and view their profile
 - Send a direct message
 - Book a one on one meeting with them during the hours they are available
 - Request a video call

Book a Meeting

BOOK A MEETING ⓧ

Use the form below to book a one on one video conference with this exhibitor in an available time slot

Book Meeting Day

Tuesday, October 13, 2020

Book Representative

Jenny Bloom

Book Meeting Time

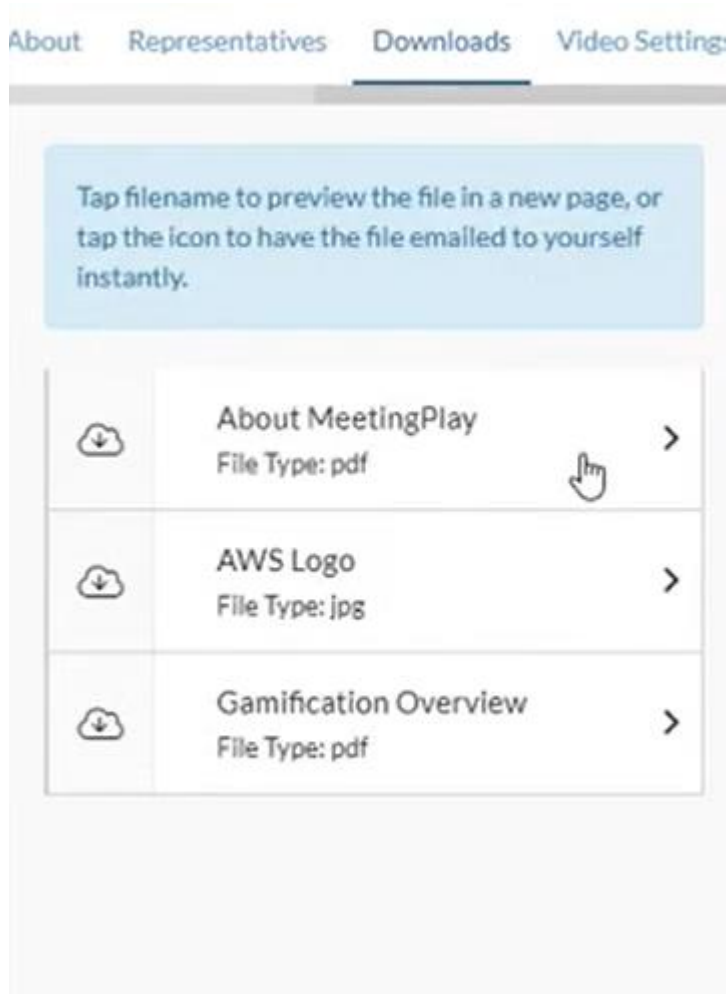
11:00 AM PDT | 2:00 PM EDT

Please note for this video conference you will need an audio and video source such as a webcam.

[Book Meeting](#)

- Once an attendee books a meeting with a staff member, the meeting will appear in their “My Agenda” page
- Attendees will only be able to book meetings with exhibit staff during the times the staff member marked as “available”
- Each meeting is 20 minutes long

Downloads

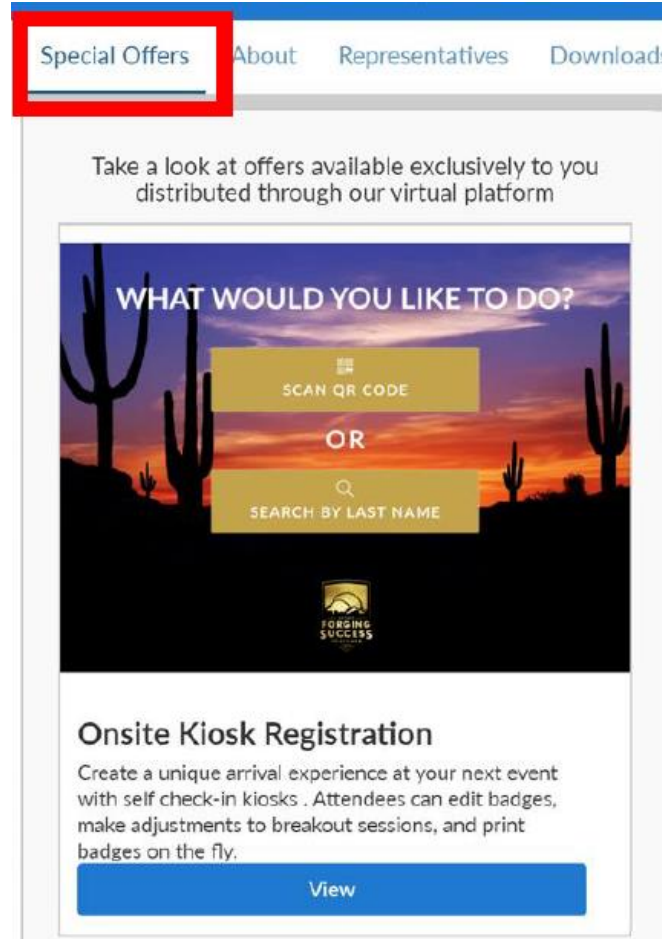


- Upload up to ten documents including flyers, brochures, maps, investor materials, photos and more.
- PDF is recommended. Word, Excel and PowerPoint files can also be uploaded. The maximum file size is 10 MB per file.

Special Offers and Polls

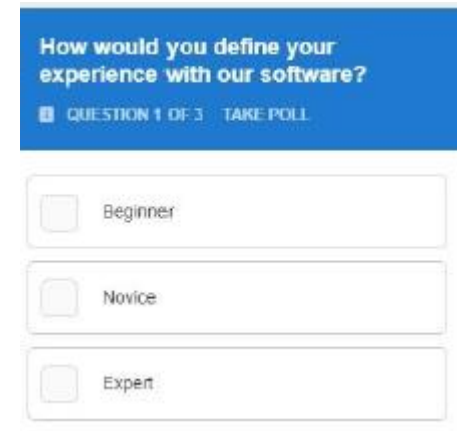
Special Offers

- Display products and/or exclusive offers to attendees
- Up to 5 special offers are included with your booth
- Content can include:
 - Title/name
 - Description
 - External link
 - JPG or PNG image (400w x 200h px)



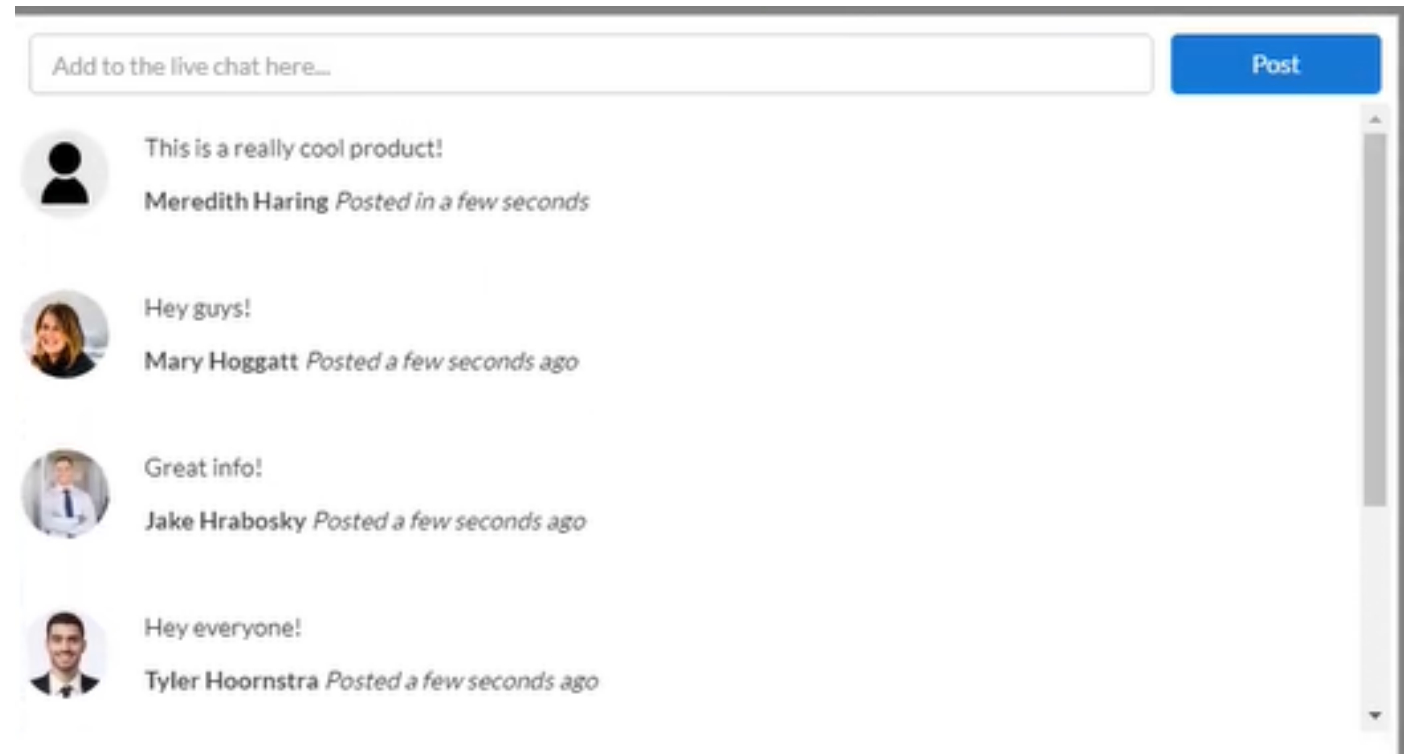
Polls

- Polls are a great way to have attendees engage with your booth and collect data!
- 2 polls per booth
- Up to 10 response options per question




Live Text Chat Function

- A live text chat function will appear in your booth as a place for people to chat without contacting a specific staff member
- All attendees can view this chat and it is a great place to promote your company and start discussions
- If you prefer not to have a live chat function in your booth, you must email us so we can disable this feature for you. Please email us (contacts on the last page of this document) before February 25th, 2021.



Drop a Business Card Function

- Each exhibit booth will have a button attendees can select to drop their business card.
- The business cards that are “dropped” into your booth will be captured and available to exhibitors in the exhibitor portal for export

 Leave your business card

Drop your business card ×

Confirm your information below before leaving your business card.
Please note: some fields may not be editable based on event settings.
By dropping your card, you consent to share your information with this sponsor.

First Name: Jenna



Last Name: Dean

Email:

Phone:

Company: MeetingPlay

Title: Account Manager

 Edit Info  Drop card!

One on One Video Chat

Enhanced Booth Feature

- The convenience of hosting 1 on 1 video chats within the platform with just one click.
- Enhanced booth exhibitors will receive a total of 96 meetings that last 20 minutes each (32 hours total) of secure video meetings.
- Video meeting hours can be shared amongst your exhibit staff and are available for use during any of the 4 days of the Convention.
- Video chat is for one-on-one meetings only, group meetings must be done by connecting to an off-platform video conferencing platform such as Zoom
- Video chats are 20 minutes long
- You cannot share your screen using the in-platform video chat

The screenshot displays a video chat interface. At the top, there are buttons for 'End video call' (red) and 'Close' (grey). Below this is a 'Settings' button with a gear icon. A grey box shows the time '18:57 LEFT'. The main area features a large video feed of a woman named Meredith, with a smaller inset video feed of another woman. Below the video feeds is a circular profile picture of Meredith Haring, with a green 'ONLINE' indicator. Her name 'Meredith Haring' and title 'Account Manager' are displayed. At the bottom, a chat history shows a message 'hello' from Meredith, dated 'about 5 days ago', and a response 'HI!' from the user, also dated 'about 5 days ago'.

Exhibitor Portal

Uploading your exhibit collateral and personalizing your booth

Welcome MeetingPlay!

Below you will find the information that will show up within the virtual experience.

Overview	Assets / Files	Products / Offers	Virtual
----------	----------------	-------------------	---------

Virtual Booth Details

Company Name

Websites

Note: the prefix of http:// or https:// MUST be included in the URL for this link to be functional

Thumbnail Image

 No file chosen

- Changes made in the portal will take up to 15 minutes to update on the site
- You must upload content into your booth by February 25th but you can make edits after this date
- To upload videos there are three options:
 - upload a link to a YouTube video
 - upload a link to an .mp4 video
 - Upload an .mp4 video file
- If you upload a video link you can change it any time through the portal, if you upload a video file it cannot be replaced

Virtual Booth Customizations

Header (change background colour and text)

The screenshot displays a virtual booth for '889 Global Solutions'. At the top, a dark blue header contains the company name and navigation options like 'Book a Meeting' and 'Follow Exhibitor'. Below the header is a video player showing '889 Global Solutions Intro' with a play button. To the right of the video is a sidebar with tabs for 'Special Offers', 'About', 'Notes', and 'Represent'. The 'About' tab is active, showing a 'Description' section with text about MeetingPlay services and an 'External Links' section with a 'MeetingPlay' button. At the bottom, there is a listing banner for '889 GLOBAL SOLUTIONS (MBE) YOUR STRATEGIC SOURCING PARTNER' and a live chat input field with a 'Post' button.

Tabs (change text colour)

Sidebar (change background colour and text)

Links (change button colour and text)

Live Chat (turn off by contacting us)

Listing Banner (upload your image 533px x 260px pixels .jpg or .png file formats)

Match Making

My Network Rebuild your network

Thanks Lauren! Based on your responses, we think you might enjoy these channels and people.

RECOMMENDED NETWORKING SESSIONS
Join these collaborative rooms to network with other attendees with similar interests

Channel

- Virtual Networking Happy Hour for Planners JOIN
- Virtual Networking Happy Hour for Tech Savvy People JOIN
- Virtual Networking Happy Hour to Discuss Event Marketing JOIN

LIKE MINDED INDIVIDUALS
These attendees share similar interests as you. Get to know them by shooting them a message or having a video call!

- ADRIANNA GOOD**
360 Destination Group Chicago
Urban Planner Chat
- ALLIE DIGIOIA**
MeetingPlay
Inside Sales and Training Manager Chat
- BECKY BILTZ**
MeetingPlay
Business Development Manager Chat
- BETHANY JARAMILLO**
Destinations By Design
Designer Chat

SESSIONS OF INTEREST
We think you may want to join these sessions based on your interest(s) in Event Marketing, Planners, Tech Savvy

- Live Stream Keynote - The Future is Now: How AI and Event Tech Innovations Will Transform the Attendee Experience**
Wednesday April 8
9:00 AM - 10:00 AM
AI Attendee Engagement Developers Event App Tech Savvy
- Meet our Exhibitors!**
Wednesday April 8
10:15 AM - 11:00 AM
Attendee Engagement Developers Event Marketing First-Timers Planners Sponsors and Exhibits Tech Savvy
- Live Training Sessions**
Wednesday April 8
11:00 AM - 12:00 PM

- After answering a series of questions, the matchmaking algorithm will suggest
 - Visiting exhibitors matching your selected criteria
 - Connecting with other like-minded attendees (ability to refresh the list as often as needed)
 - Attending sessions that align with your interests



For more information please contact:

Trade Show: Kimberly Charters kcharters@pdac.ca

Investors Exchange, Prospectors Tent, Core Shack: Jessica Provencher
jprovencher@pdac.ca

Exhibit Management: Cindy Graham pdacexhibits@pdacevents.ca
(647) 362 8442 ext. 2 or 1 (866) 939 6468

